



**Yearly  
Syllabus  
Planner**

**June Session 2023-24**

**INFINITE**

**OPPORTUNITIES**

*and beyond!*



*\*Images of 'Fluid Ideas-Sketch Beyond' - A National Art Competition conducted by HO MDN Edify portraying artistic skills of Edifians across India.*



# Grade - I

## YEARLY SYLLABUS PLANNER: 2023-24 APRIL SESSION

Month	Inquiry Module	English	Mathematics	Language (Hindi)
APRIL (IM 1)	<b>Back to school Activities &amp; Recap Week:</b> <ul style="list-style-type: none"> <li>Familiarization to the school, teacher &amp; classroom.</li> <li>Getting to know each other</li> <li>Vision &amp; Mission</li> <li>3C Introduction</li> <li>Diagnostic Assessment</li> </ul>			
	<b>IM 1-Our Identity</b> <b>Main Idea:</b> People practice various roles to support the functioning of communities to embrace culture <b>Lines of Learning:</b> <ul style="list-style-type: none"> <li>An inquiry into types of communities</li> <li>Roles of communities to develop culture</li> <li>Responsibilities of communities develop culture</li> </ul> <b>Topics:</b> <ul style="list-style-type: none"> <li>Provocation to Theme</li> <li>Pre-Assessment</li> <li>What is a Community?</li> <li>Who is a community helper?</li> <li>What does a community helper do?</li> <li>Community helpers around me</li> <li><b>KWHL</b></li> <li>Self-Analysis</li> <li>Community Helpers then and Now</li> <li>Community helpers in Olden days</li> </ul>	<b>IM 1</b> <b>Topics:</b> <ul style="list-style-type: none"> <li><b>Oral language- Listening &amp; Speaking</b></li> <li>Pre-Assessment of Vowels and Consonants</li> <li>Capital and Small letters</li> <li>Listen to the song "People Work" and reflect orally</li> <li>Picture Identification &amp; writing names of community helpers</li> <li>Reading sentences &amp; to choose appropriate words to complete the sentences.</li> <li><b>Visual Language- Viewing &amp; Presenting</b></li> <li>Look at the pictures and identify vowels and consonants</li> <li>Self-Assessment- Identify the order of letters</li> <li>Identify the picture and write</li> </ul>	<b>IM 1</b> <b>Topics:</b> <ul style="list-style-type: none"> <li>Join the dots from 1 to 30</li> <li>Pre-assessment-Write the missing numbers from 101 to 200</li> <li>Identify the smallest number</li> <li>Arrange numbers from largest to smallest</li> <li>Arrange numbers from smallest to largest</li> <li>Number concept</li> <li>Number names of groups of 10</li> <li>Count and write the numbers and also write the number names</li> <li>Write the number names for the given numbers</li> <li>Match the numbers to the number names</li> <li>Fill in the missing numbers 201-300</li> <li>Addition-Picture Addition; count and write the total number of items</li> <li>Signs of addition</li> <li>Addition Using numbers-Write the total of numbers</li> <li>Vertical Addition</li> </ul>	<ul style="list-style-type: none"> <li>मेरे खेलौने</li> <li>मेरा परिवार</li> <li>Recap of the above topics taught</li> </ul>




# Grade - I

## YEARLY SYLLABUS PLANNER: 2023-24

### APRIL SESSION

Month	Inquiry Module	English	Mathematics	Language (Hindi)
APRIL (IM 1)	<ul style="list-style-type: none"> <li>Interview your favorite community helper</li> <li>Tools of Community helpers</li> <li>Caps of community helpers</li> <li>Uniform of community helpers</li> <li>Reflection on Resource Person</li> <li>Visit by a community helper</li> </ul> <p><b>FA-I (Formative Assessment)</b></p> <ul style="list-style-type: none"> <li>Community helper in our life</li> <li>People who help us at home and school</li> <li>Story of fisherman- Story review</li> <li>Mind Maps of community helpers who protect us</li> </ul>	<p>about community helpers</p> <ul style="list-style-type: none"> <li>Articles "a and an"</li> <li>Write the missing vowel</li> </ul> <p><b>FA-I (Viewing &amp; Presenting/Listening Speaking/Reading)</b></p> <ul style="list-style-type: none"> <li>Differentiate the short and long vowel sounds</li> <li>Read aloud long vowel sounds</li> <li><b>Written Language-reading</b></li> <li>Read and spot the article (a, an, the)</li> <li>Read &amp; Spot the article Auro's Article</li> <li>Read the poem and answer the questions</li> </ul> <p><b>Literature Book</b> <b>Creative Writing</b></p>	<p>Subtraction-Picture Subtraction; Using pictures given, count and take away</p> <ul style="list-style-type: none"> <li>Signs of Subtraction</li> <li>Activity-Classic BINGO</li> <li>Shapes and Spatial understanding</li> <li>Locate the position of objects in the picture</li> <li>Fill in the blanks</li> <li>Money</li> <li>Indian currency notes &amp; coins</li> <li>Identify the value of a coin or a note</li> </ul> <p><b>FA-I (Content Covered During 3 Weeks)</b></p>	
JUNE (IM 1 + IM 2)	<p><b>IM 1 Topics:</b></p> <ul style="list-style-type: none"> <li>Mind map of community helpers care us, entertain us.</li> <li>Traditional &amp; Modern Farming- Self Analysis</li> <li>Fire fighters for fire emergency</li> <li>How can I Call emergency in India?</li> <li>Child line In India</li> <li>Four most important</li> </ul>	<p><b>IM 1 Topics:</b></p> <ul style="list-style-type: none"> <li>Write "a and an" in the sentences</li> <li>Identify the errors and re-write the sentences</li> <li>Written Language writing</li> <li>Read the passage and answer the questions</li> <li>Blends-Circle the correct consonant blend</li> </ul>	<p><b>IM 1. Topics:</b></p> <ul style="list-style-type: none"> <li>Fill in the blanks with the total of the currency</li> <li>Purchasing Using exact amount of currency note</li> <li>Suggested Activity-Write the price of items</li> <li>Online purchase and transfer of e-money</li> <li>Estimates</li> </ul>	<ul style="list-style-type: none"> <li>चंदामामा (कविता)</li> <li>वर्णमाला (स्वर और व्यंजन)</li> <li>'अ' की मात्रा और अमात्रिक शब्द</li> <li>Recap of the above topics taught</li> </ul>



# Grade - I

## YEARLY SYLLABUS PLANNER: 2023-24 APRIL SESSION

Month	Inquiry Module	English	Mathematics	Language (Hindi)
JUNE (IM 1 + IM 2)	<p>emergency numbers</p> <ul style="list-style-type: none"> <li>Explore more about emergency services</li> <li>Evacuation drill</li> <li><b>Field trip reflection-Visit to (fire station/police station/local library/construction site)</b></li> <li>Let us check how caring we are?</li> </ul> <p><i>FA-II (Formative Assessment)</i></p> <ul style="list-style-type: none"> <li>Giving thanks to our community helpers</li> <li>Y-chart about a day without community helpers.</li> <li>I am responsible for my work</li> <li>Slam book of community helpers</li> <li>Poster of Community helper</li> <li>My reflection-My dream job</li> <li>Community helpers contribution (SDG Goal-Sustainable cities and communities)</li> </ul> <p><i>IM-1 Ends-Roger Harts Ladder Summative Assessment IM 1</i></p>	<ul style="list-style-type: none"> <li>Match the blends</li> </ul> <p><i>FA-II (Viewing &amp; Presenting/Listening &amp; Speaking/Reading)</i></p> <ul style="list-style-type: none"> <li>Fill in the blanks with correct consonant blends</li> <li>Circle the words that completes the sentences</li> <li>Digraphs-circle the sound that matches the picture</li> <li>Fill in the missing vowel digraphs</li> <li>Make words using digraphs</li> <li>Make three words using digraphs</li> <li>Words with similar ending sound</li> <li>Recapitulation of sight words-read, write and spell the sight words correctly</li> <li>Rewrite these words in alphabetical order</li> </ul> <p><i>FA-III (Viewing &amp; Presenting/Listening &amp; Speaking/Reading)</i></p> <p><u>Literature Book</u> <u>Creative Writing</u></p>	<p>Estimate the length and height</p> <ul style="list-style-type: none"> <li>Measure height using blocks</li> <li>Measure length using paper clips</li> <li>Measure height of objects by counting blocks</li> <li>Measure length and height of the objects using blocks</li> <li>Activity-estimate the length &amp; height</li> <li>Time</li> <li>Identify the minute hand and the hour hand</li> <li>Write correct time underneath each clock</li> <li>Write the time shown in the clock</li> <li>Write the correct time shown in the clock</li> <li>Data Handling</li> <li>Count and sort the items in the given picture</li> <li>Mr. Mac's Farm- Use the information given to answer the questions</li> <li>Patterns</li> <li>Identify the color pattern</li> <li>Match the following for completing the pattern</li> </ul> <p><i>FA-II (Content Covered During 3 Weeks)</i></p>	




# Grade - I

## YEARLY SYLLABUS PLANNER: 2023-24

### APRIL SESSION

Month	Inquiry Module	English	Mathematics	Language (Hindi)
JUNE (IM 1 + IM 2)	<b>IM 2-Our Expressions</b> <b>Main Idea:</b> <ul style="list-style-type: none"> <li>Celebrations are an expression of one's beliefs and traditions</li> <li>Lines of Learning:</li> <li>An inquiry into celebrations around the world.</li> <li>Beliefs and traditions</li> <li>Similarities and differences between celebrations.</li> </ul> <b>Topics:</b> <ul style="list-style-type: none"> <li>Provocation to the Theme</li> <li>Pre-Assessment</li> <li>Circle time</li> <li>Festivals and celebrations</li> <li>Festivals you celebrate</li> <li>Traditions and culture</li> <li>Compare and contrast your culture with your friend's culture</li> <li>KWHL</li> </ul>	<b>IM 2</b> <b>Topics:</b> <ul style="list-style-type: none"> <li>What is a festival?</li> <li>Words connected to festivals.</li> <li>Festivals-True or false</li> <li>The Myth behind Diwali</li> <li>Read and comprehend the passage</li> <li>Sing or Recite the poem-Write how Diwali is celebrated.</li> </ul>	<b>IM 2</b> <b>Topics:</b> <ul style="list-style-type: none"> <li>Task-Write the number and number name by adding 1 more.</li> <li>Addition, Addition using fingers.</li> <li>Property of zero for addition operation.</li> <li>Task- Adding zero &amp; one.</li> <li>Count &amp; Color.</li> <li>Task- Solve the sums, Count and Write</li> <li>Task- In addition, we count forward</li> </ul>	
	<b>IM 2</b> <b>Topics:</b> <ul style="list-style-type: none"> <li>Festivals of India</li> <li>Families celebrate festivals together</li> <li>Collage of festivals we celebrate in India.</li> <li>Things we do during festivals</li> <li>Planning a festival celebration</li> </ul>	<b>IM 2</b> <b>Topics:</b> <ul style="list-style-type: none"> <li>My color space</li> <li>What's the Main idea of a story?</li> <li>Read the short story and find the main idea-</li> <li>(1) Milo the Barn Cat.</li> <li>(2) Suzy and the Carrots</li> <li>Read the passage</li> </ul>	<b>IM 2</b> <b>Topics:</b> <ul style="list-style-type: none"> <li>Write the numbers which comes between the two numbers</li> <li>Write the number which comes after the given number</li> <li>Addition</li> <li>Single digit addition</li> <li>Add the following numbers by drawing and counting the lines for each number</li> </ul>	<ul style="list-style-type: none"> <li>आ की मात्रा</li> <li>इ' और 'ई' की मात्रा</li> <li>उ' और 'ऊ' की मात्रा</li> <li>Recap of the above topics taught</li> </ul>



## Grade - I

# YEARLY SYLLABUS PLANNER: 2023-24

## APRIL SESSION

Month	Inquiry Module	English	Mathematics	Language (Hindi)
JULY (IM 2)	<ul style="list-style-type: none"> <li>International festivals</li> <li>Celebrating an international festival</li> <li>Things to remember</li> <li>Check your progress</li> </ul> <p><b>FA-I (Formative Assessment)</b></p> <ul style="list-style-type: none"> <li>Things we use during celebration of different festivals</li> <li>Harvest festivals of India</li> <li>Explore about different harvest festivals</li> <li>Performing art</li> <li>Integration-learning a folk dance</li> <li>National Days</li> <li>Categorizing Festivals-Mind Map</li> <li>We celebrate different festivals differently</li> <li>Story reading and reflection</li> <li>Classify the festivals</li> </ul> <p><b>FA-II (Formative Assessment)</b></p>	<ul style="list-style-type: none"> <li>and find the main idea of the passage- The potato the egg and the coffee beans.</li> <li>Listen and speak</li> <li>Tongue twisters</li> </ul> <p><b>FA-I (Viewing &amp; Presenting/Listening Speaking/Reading)</b></p> <ul style="list-style-type: none"> <li>Nouns</li> <li>Categorizing nouns into different groups</li> <li>Circle the Nouns</li> <li>Identify the nouns</li> <li>Pronouns</li> <li>Pluralizing Nouns</li> <li>Singular and plural Pronouns</li> <li>Identifying pronouns in singular and plural forms</li> <li>Singular and plural Nouns</li> <li>Change singular nouns to plural nouns</li> <li>Complete the sentences using singular and plural nouns</li> </ul> <p><b>FA-II (Viewing &amp; Presenting/Listening &amp; Speaking/Reading)</b></p> <p><u>Literature Book</u> <u>Creative Writing</u></p>	<ul style="list-style-type: none"> <li>Add the following numbers</li> <li>Subtraction simple subtraction</li> <li>Subtract the following numbers</li> <li>Repeated addition</li> <li>Complete the repeated addition</li> <li>Repeated addition without use of pictures</li> <li>Skip counting</li> <li>Skip count with even and odd numbers</li> <li>Write the skip count of even and odd numbers</li> <li>Write the multiplication Highest one digit and two digit numbers</li> <li>Spatial Understanding &amp; Shapes: Write the number which comes before, between, and after</li> <li>Fill in the blanks</li> </ul> <p><b>FA-I (Content Covered During 3 Weeks)</b></p> <ul style="list-style-type: none"> <li>Trace the lines               <ul style="list-style-type: none"> <li>-Standing lines</li> <li>-Sleeping lines</li> <li>-Slanting lines</li> </ul> </li> <li>Naming 2D shapes</li> <li>Sides and corners of 2D shapes</li> <li>Match the shapes to their names</li> <li>Money</li> <li>List out five objects you can buy using the given currency</li> <li>Give 5 different purchases you can make Make the total Bill</li> </ul>	



# Grade - I

## YEARLY SYLLABUS PLANNER: 2023-24 APRIL SESSION

Month	Inquiry Module	English	Mathematics	Language (Hindi)
AUGUST IM 2 + IM 3	<p><b>IM 2</b> <b>Topics:</b></p> <ul style="list-style-type: none"> <li>Unity in diversity</li> <li>Value the diversity seen around</li> <li>Celebrating festivals eco-friendly</li> <li>Creating poster of celebrating festivals Eco-friendly way</li> <li>Conclusion of Inquiry-Generosity</li> <li>Celebrate the joy of giving-My Involvement</li> </ul> <p><i>IM-2 Ends-Roger Harts Ladder</i> <i>Summative Assessment-IM 2</i></p>	<p><b>IM 2</b> <b>Topics:</b></p> <ul style="list-style-type: none"> <li>Choose the correct singular or plural</li> <li>Let's create a few more plural nouns</li> <li>Match singular nouns to their plurals</li> <li>Writing sentences with plural nouns</li> <li>Plural word search</li> <li>Categorize "s, es and ies"</li> <li>Read the story Little Riding Hood</li> <li>Little Riding Hood-Story sequencing</li> <li>This, That, These &amp; Those</li> <li>Use this, that, these, those in sentences</li> </ul> <p><i>FA-III (Viewing &amp; Presenting/Listenin&amp; Speaking/Reading)</i> <u>Literature book</u> <u>Creative Writing</u></p>	<p><b>IM 2</b> <b>Topics:</b></p> <ul style="list-style-type: none"> <li>Estimation: Weights and Capacity</li> <li>Comparing Weights and Capacity</li> <li>Heavy and lighter objects</li> <li>Weighing things</li> <li>Estimate the weight of objects in grams and kilograms</li> <li>Estimating Capacity-compare capacities of objects</li> </ul> <p><b>Time:</b></p> <ul style="list-style-type: none"> <li>Hours days and weeks</li> <li>Write the answers for the questions given</li> <li>Fill in the blanks</li> <li>Match the days of the week in correct order</li> <li>Data Handling</li> <li>Create bar graphs</li> <li>Complete the bar graph</li> <li>Create a bar graph and answer the questions</li> <li>Patterns</li> <li>Patterns using 2D shapes</li> <li>Join the dots to create a pattern</li> </ul> <p><i>FA-II (Content Covered During 3 Weeks)</i></p>	<ul style="list-style-type: none"> <li>ऋ और 'ृ' की मात्रा</li> <li>नटखट चूहा</li> <li>ए' और 'ऐ' की मात्रा</li> <li>Recap of the above topics taught</li> </ul>



# Grade - I

## YEARLY SYLLABUS PLANNER: 2023-24 APRIL SESSION

Month	Inquiry Module	English	Mathematics	Language (Hindi)
AUGUST IM 2 + IM 3	<p><b>IM 3-Place and Time</b> <b>Main Idea:</b></p> <ul style="list-style-type: none"> <li>Change influences lives and journeys</li> <li>Lines of Learning:</li> <li>An inquiry into relationship between families and histories</li> <li>Transformation of families</li> <li>Ways people adapt to change.</li> </ul> <p><b>Topics:</b></p> <ul style="list-style-type: none"> <li>Provocation to the Theme</li> <li>Pre-Assessment</li> <li>Introduction-Family</li> <li>Me and My Family</li> <li>Song-recognize the words related to family</li> <li>Construct your family tree</li> <li>Introduce your family to the class (speaking skills)</li> <li>KWHL</li> <li>Types of families</li> <li>-Joint Family</li> <li>-Nuclear Family</li> <li>-Royal Family</li> <li>Differentiate between a joint family and a nuclear family</li> <li>Compare and contrast the advantages of Joint family &amp; Nuclear family</li> <li>Journey of my family from previous to present times</li> <li>The journey of families from olden days up to current times</li> </ul>	<p><b>IM 3</b> <b>Topics:</b></p> <ul style="list-style-type: none"> <li>Rhyming words- Poem-My Family</li> <li>Set of rhyming words belong to one family</li> <li>Make your family tree</li> <li>Read the given passage and write about your family</li> <li>Read the story-“The Clever Lamb” and comprehend</li> <li>Punctuation Marks</li> <li>-Capital Letters</li> <li>-Full Stop</li> <li>-Question Mark</li> <li>Punctuate the following sentences using full stop and question mark</li> </ul> <p><i>FA-I (Viewing &amp; Presenting/Listening &amp; Speaking/Reading)</i> <b>Literature Reading</b> <b>Creative writing</b></p>	<p><b>IM 3</b> <b>Topics:</b></p> <ul style="list-style-type: none"> <li>Pre-Assessment</li> <li>Number Concept</li> <li>Write number names till 300</li> <li>Comparing numbers-Before, After &amp; Between numbers</li> <li>Greater than, Less than, Equal to</li> <li>Use symbols for greater than (&gt;), equal to (=) or less than (&lt;).</li> <li>Write for greater than (&gt;), equal to (=) or less than (&lt;) for numbers.</li> <li>Number combinations</li> <li>Addition on Number Line example</li> <li>Perform addition using number line.</li> <li>Addition of 2-digit numbers.</li> <li>Subtraction on Number line example</li> <li>Perform subtraction using number line</li> <li>Backward Counting</li> <li>Fill in the missing numbers by doing backward count</li> </ul>	





# Grade - I

## YEARLY SYLLABUS PLANNER: 2023-24 APRIL SESSION

Month	Inquiry Module	English	Mathematics	Language (Hindi)
SEPTEMBER (IM 3)	<p><b>IM 3</b> <b>Topics:</b></p> <ul style="list-style-type: none"> <li>Compare and contrast rural life with urban life</li> </ul> <p>Check your progress <b>FA-I (Formative Assessment)</b></p> <ul style="list-style-type: none"> <li>Types of houses</li> <li>-Ancestral Houses seen in India</li> <li>The evolution of houses-Ancestral house, township, Apartment &amp; Studio Flat</li> <li>Distinguish between the pros and cons in the journey of urbanization.</li> <li>Types of changes that influence a family</li> <li>Listing out the helpful and harmful aspects of urbanization, seen in a family</li> <li>Migration of families</li> <li>Jobs people do after migration</li> <li>My Extended Family</li> <li>Important words</li> <li>Titles to the people in the family</li> </ul> <p><b>FA-II (Formative Assessment)</b></p> <ul style="list-style-type: none"> <li>Adapting to changes-Building new relationships</li> <li>Good Neighbors are like family</li> <li>Pets-A part of the Family</li> <li>A family can make a difference</li> <li>Harts Ladder</li> </ul>	<p><b>IM 3</b> <b>Topics:</b></p> <ul style="list-style-type: none"> <li>Punctuate the following sentences using Capital Letters &amp; full stops</li> <li>Rewrite the sentences of a paragraph using appropriate punctuation marks.</li> <li>What is a Verb? Examples of verb</li> <li>Match the action words with the pictures</li> <li>Circle the action word from the word gallery</li> <li>Fill in the blanks with the right action words</li> </ul> <p><b>FA-II (Viewing &amp; Presenting/Listening &amp; Speaking/Reading)</b></p> <ul style="list-style-type: none"> <li>Identify the action words</li> <li>Word search- Words related to Family</li> <li>Picture Description</li> <li>Learning Action Words-Action Verb Charades</li> <li>Tenses-Learn the three forms of Verb-Base form of verb, Past Simple, Past Participle</li> <li>Colour the given object within boundaries</li> </ul> <p><b>FA-III (Viewing &amp; Presenting/Listening &amp; Speaking/Reading)</b> <b>Literature Book</b> <b>Creative Writing</b></p>	<p><b>IM 3</b> <b>Topics:</b></p> <ul style="list-style-type: none"> <li>Zero Concept</li> <li>Vertical Subtraction</li> <li>MENTAL MATHS - Train your brain. Answer in 1 minute!</li> <li>Multiplication as repeated Addition</li> <li>Perform repeated addition</li> </ul> <p><b>FA-I (Content Covered During 3 Weeks)</b></p> <ul style="list-style-type: none"> <li>Think and write in addition form</li> <li>Do you know</li> <li>Suggested Activity</li> <li>-Multiplication Table 4</li> <li>-Multiplication Table 5</li> <li>-Multiplication Table 6</li> <li>3D Shapes</li> <li>3-D Shapes-real life examples</li> <li>Identify 3D shapes in day to day life</li> <li>Naming 3D shapes</li> <li>Money</li> <li>Exchange of Money-Example</li> <li>Measurement of a length</li> <li>Measuring lengths using ruler</li> <li>Time</li> <li>Months of the year</li> <li>Time in days, weeks, months and years.</li> <li>Data Handling</li> <li>Bar graphs-read and understand</li> </ul>	<ul style="list-style-type: none"> <li>ओ और</li> <li>'औ' की मात्रा</li> <li>अर्धवार्षिक अभ्यास प्रश्न-पत्र-1</li> <li>अनुस्वार, अनुनासिक और विसर्ग</li> <li>Recap of the above topics taught</li> </ul>



# Grade - I

## YEARLY SYLLABUS PLANNER: 2023-24 APRIL SESSION

Month	Inquiry Module	English	Mathematics	Language (Hindi)
SEPTEMBER (IM 3)	Create my flipbook- "Make a Difference" <ul style="list-style-type: none"> <li>Acts of kindness</li> <li>Make a poster illustrating acts of kindness</li> <li>Conclusion of the Inquiry</li> <li>Kutumba: More than just a family</li> <li>Inclusive attitude towards different types of people in society</li> </ul> <i>IM-3 Ends-Roger Harts Ladder</i>		<ul style="list-style-type: none"> <li>Use the pictograph and answer the questions</li> <li>Skip Count Patterns</li> <li>Skip count and create the floor pattern 2s,3s,5s</li> <li>Squares which continues the floor pattern</li> </ul> <i>FA-II (Content Covered During 3 Weeks)</i>	
OCTOBER (IM 3 Summative Assessment + IM 4)	<b>IM 3</b> <i>Summative Assessment-IM 3</i> <b>IM 4 – World Laws</b> <b>Main Idea:</b> <ul style="list-style-type: none"> <li>Understanding the properties of materials impact life</li> <li>Lines of Learning:</li> <li>An inquiry into types of materials</li> <li>Properties of materials</li> <li>Uses of Materials</li> <li>Topics:</li> <li>Provocation to the Theme</li> <li>Pre-Assessment</li> <li>Introduction- Resources Materials around me</li> <li>Natural resources &amp; Man made Resources , Biotic and Abiotic Resources</li> <li>Different objects we use in daily life and identify the material they are made from</li> </ul>	<b>IM- 4</b> <b>Topics:</b> <ul style="list-style-type: none"> <li>Reading Comprehension- The story of three pots</li> <li>Role Play Story- "The Story of Three Pots".</li> <li>Viewing &amp; Presenting- how to reuse paper cups. Make a craft item using paper cups and present it to your class</li> <li>Write to explain how you made the paper cup decoration</li> <li>What is in our Trash? Recycle Vs Garbage</li> <li>Adjectives –example</li> <li>Describe the picture, write the appropriate</li> </ul>	<b>IM- 4</b> <b>Topics:</b> <ul style="list-style-type: none"> <li>Pre-Assessment</li> <li>Number Concept</li> <li>Write number names till 500</li> <li>Rules in addition</li> <li>Let's understand how '0' (zero) works with addition by using pictures</li> <li>Work through the following additions quickly</li> <li>Circle the correct answer</li> <li>Use the rules for addition</li> <li>Rules of Subtraction Using Zero (0)</li> <li>use the property of zero in subtraction</li> <li>solve simple word problems in addition and subtraction</li> </ul>	<ul style="list-style-type: none"> <li>अ' से 'अः'</li> <li>आलू चित्र-वर्णन</li> <li>संयुक्त व्यंजन</li> <li>Recap of the above topics taught</li> </ul>



# Grade - I

## YEARLY SYLLABUS PLANNER: 2023-24

### APRIL SESSION

Month	Inquiry Module	English	Mathematics	Language (Hindi)
OCTOBER (IM 3 Summative Assessment + IM 4)	Distinguish between natural resources and man-made resources <ul style="list-style-type: none"> <li>• KWHL</li> <li>• Natural Resources And Their Types</li> <li>• Natural resources around us and correlate them with their sources</li> <li>• The natural resources obtained from the ground</li> <li>• Air - A Natural Resource</li> <li>• Oxygen, the most essential element required for life, is present in the air</li> <li>• Uses of Air</li> <li>• Guest Lecture by a Fitness Expert on the importance of fresh air</li> <li>• -Analyze the importance of fresh air for healthy living</li> <li>• Water-A Natural Resources</li> </ul>	adjectives including adjectives in sentences <ul style="list-style-type: none"> <li>• Describe the sense of touch and feel by using the right word that describes the feeling</li> </ul> <i>FA-I (Viewing &amp; Presenting/Listening &amp; Speaking/Reading)</i> <u>Literature book</u> <u>Creative Writing</u>		
NOVEMBER (IM 4)	<b>IM- 4</b> <b>Topic:</b> <ul style="list-style-type: none"> <li>• Uses of water</li> <li>• Recall the natural sources of water present on earth</li> <li>• Importance of water in the Human Body</li> <li>• -Dehydration</li> <li>• Man-made resources and their types</li> <li>• - recognize examples of man-made resources.</li> <li>• Check yourself</li> </ul>	<b>IM-4</b> <b>Topic:</b> <ul style="list-style-type: none"> <li>• Describe the right emotion using an adjective and matching them</li> <li>• Write a paragraph describing the picture</li> <li>• Speech Practice</li> <li>• - Speak on the given topic using adjectives (describing words)</li> <li>• Degrees of Comparison</li> </ul>	<b>IM 4</b> <b>Topic:</b> <ul style="list-style-type: none"> <li>• Shapes</li> <li>• Rolling Objects</li> <li>• Sliding Objects</li> <li>• differentiate between sliding and rolling objects</li> <li>• Estimation</li> <li>• - Currency Dimensions</li> </ul> <i>FA-I (Content Covered During 3 Weeks)</i> <ul style="list-style-type: none"> <li>• Currency Coins</li> </ul>	<ul style="list-style-type: none"> <li>• संयुक्त अक्षर और द्वित्व व्यंजन</li> <li>• नुका</li> <li>• आगत व्यंजन</li> <li>• Recap of the above topics taught</li> </ul>



# Grade - I

## YEARLY SYLLABUS PLANNER: 2023-24

### APRIL SESSION

Month	Inquiry Module	English	Mathematics	Language (Hindi)
NOVEMBER (IM 4)	<p><b>FA-I (Formative Assessment)</b></p> <ul style="list-style-type: none"> <li>Matter and its properties</li> <li>Recognize different states of matter and match the objects accordingly</li> <li>Sort materials into different groups based on their states</li> <li>Properties of Materials</li> <li>Identify the properties of different materials and classify them</li> <li>Changes in States of Matter</li> <li>Name the process involved in the change of state of matter</li> <li>Recycling of Resources</li> <li>The Water Cycle</li> <li>Describe the water cycle and analyze its importance</li> </ul> <p><b>FA-II (Formative Assessment)</b></p> <ul style="list-style-type: none"> <li>Scarcity of Natural Resources</li> <li>-Scarcity of water</li> <li>The activities that lead to scarcity of natural resources</li> <li>Summarize the ways by which natural resources can be conserved</li> <li>Three Rs' – Reduce, Reuse and Recycle</li> <li>Apply the method of 'recycling' to create useful objects</li> </ul>	<p>Comparative adjectives</p> <ul style="list-style-type: none"> <li>-Superlative adjectives</li> <li>Write the missing forms in the table of degrees of comparison</li> <li>Fill in the blanks using comparative adjectives</li> <li>Fill in the blanks using superlative adjectives</li> <li>Fill in the blanks using appropriate adjectives of comparison</li> </ul> <p><b>FA-II (Viewing &amp; Presenting/Listening Speaking/Reading)</b></p> <ul style="list-style-type: none"> <li>Complete the missing statements using degrees of comparison</li> <li>Identify the opposite adjective forms by looking at the pictures</li> <li>Choose a suitable synonym</li> <li>Write antonyms and complete the table.</li> <li>Describe the clown</li> <li>Add suffixes for the given base words and complete the table</li> <li>Parts of Speech – Nouns, Verbs and Adjectives</li> <li>- Sort out nouns, verbs and adjectives and write in the columns of the given table</li> </ul>	<ul style="list-style-type: none"> <li>Steps to estimate the diameter of a coin</li> <li>Measurement</li> <li>Measurement of Footwear</li> <li>Size chart for men, women and kids</li> <li>- measure the size of the shoe in cm</li> <li>Purchases</li> <li>- prepare a bill for purchases done</li> <li>total in the bill for purchases</li> <li>estimate the quantity of an object &amp; choose correct unit</li> <li>TimeWord Problems on Time Examples</li> <li>word problems on time</li> <li>Data Handling</li> <li>Pictograph and Purchases</li> <li>- calculate the money spent on grocery items using pictograph</li> <li>- Answer the following questions</li> <li>Patterns</li> <li>Repeated Patterns- Colour which comes next</li> </ul> <p><b>FA-II (Content Covered During 3 Weeks)</b></p>	




# Grade - I

## YEARLY SYLLABUS PLANNER: 2023-24

### APRIL SESSION

Month	Inquiry Module	English	Mathematics	Language (Hindi)
NOVEMBER (IM 4)	<p>out of waste material</p> <ul style="list-style-type: none"> <li>Express your decision to follow a lifestyle that helps to conserve natural resources and reduce wastage</li> <li>Conclusion of the Inquiry</li> </ul> <p>-3R's Earth day Pledge -Mission Green peace</p> <ul style="list-style-type: none"> <li>Plan and implement an awareness program in your school on the conservation of natural resources</li> <li>IM-4 Ends-Roger Harts Ladder</li> </ul>	<ul style="list-style-type: none"> <li>Colouring Activity</li> </ul> <p><i>FA-III (Viewing &amp; Presenting/Listening Speaking/Reading)</i></p> <p><u>Literature Book</u> <u>Creative Writing</u></p>		
DECEMBER (IM 4 Summative Assessment + IM 5)	<p><b>IM 4</b> <u>Summative Assessment-IM 4</u></p> <p>IM 5-Our Systems Main Idea: Public spaces are designed to meet the needs of the community.</p> <p><b>Lines of Learning:</b></p> <ul style="list-style-type: none"> <li>An inquiry into different types of public spaces</li> <li>How public spaces have changed over time</li> <li>Responsibility towards public spaces</li> </ul> <p><b>Topics:</b></p> <ul style="list-style-type: none"> <li>Provocation to the Theme</li> <li>Pre-Assessment</li> <li>Community</li> <li>Neighborhood</li> </ul>	<p><b>IM 5</b> <b>Topics:</b></p> <ul style="list-style-type: none"> <li>My first Picnic- Read the given story with understanding, respond to questions appropriately and complete the given tasks</li> <li>Look at the picture and recognize public places</li> <li>Poem- "Here We Go 'Round the Post Office"</li> <li>Design a post card and write using appropriate language, tone and physical address</li> <li>Speak on the given topic using appropriate</li> </ul>	<p><b>IM 5</b> <b>Topics:</b> <b>Pre-Assessment</b></p> <p>Number Concept</p> <ul style="list-style-type: none"> <li>Place values of digits in 3 digit numbers example</li> <li>Fill in the blanks for correct place values</li> <li>Numbers in expanded form</li> <li>Write a number in expanded or standard form</li> <li>Write the given numbers in standard form</li> <li>Look at the place value table of 3-digit numbers and write their names</li> <li>Write in expanded form in words</li> <li>Write each digit in its correct place value</li> </ul>	<ul style="list-style-type: none"> <li>बारहखड़ी</li> <li>पकौड़ी</li> </ul>



## Grade - I

# YEARLY SYLLABUS PLANNER: 2023-24

## APRIL SESSION

Month	Inquiry Module	English	Mathematics	Language (Hindi)
DECEMBER (IM 4 Summative Assessment + IM 5)	<p>Analyze the importance of neighbors in your community</p> <ul style="list-style-type: none"> <li>Places That Provide Well-being And Safety Services</li> <li>Read the story and identify the names of different types of places found around</li> <li>Places That Provide Transport Facilities</li> <li>Check Your Progress</li> <li>KWHL</li> <li>Places around me</li> <li>-Public places</li> <li>-Private space</li> <li>Identify and name public spaces found around</li> <li>Need for Public space</li> <li>Need for private space</li> <li>Distinguish between public and private spaces</li> <li>My School - A Public Space</li> <li>Some rules followed by schools</li> <li>Analyze the necessity of rules in a public space and list out the kind of rules that must be followed</li> <li>Rules Followed in my School</li> <li>My Home - A Private Space</li> <li>Compare and contrast between one's behavior in a public and private space within the home</li> </ul>	<p>vocabulary-Describe any public building</p> <ul style="list-style-type: none"> <li>Picture Comprehension</li> <li>Look at the pictures and tick the right answer</li> <li>What Does the Picture Tell You?</li> <li>Look at the pictures carefully and fill in the blanks</li> </ul> <p><i>FA-I (Viewing &amp; Presenting/Listening &amp; Speaking/Reading)</i></p> <ul style="list-style-type: none"> <li>Identify the colours in the pictures</li> <li>Look and draw the colour to the given picture</li> <li>Look at the picture below carefully and answer the following questions</li> </ul>	<p>Circle the correct answer</p> <ul style="list-style-type: none"> <li>Word Problems- Example 1 &amp; 2</li> <li>Word problems on addition and subtraction</li> <li>2D and 3D Shapes</li> <li>Identify 2D and 3D shapes around us</li> <li>Money</li> <li>Foreign Currency- examples</li> <li>The approximate value of foreign currencies in Indian rupees-Examples</li> <li>The value of foreign currency in Indian rupees</li> </ul> <p><i>FA-I (Content Covered During 3 Weeks)</i></p>	



# Grade - I

## YEARLY SYLLABUS PLANNER: 2023-24 APRIL SESSION

Month	Inquiry Module	English	Mathematics	Language (Hindi)
JANUARY (IM 5)	<p><b>IM- 5</b> <b>Topics:</b></p> <ul style="list-style-type: none"> <li>Identify the need of the public places and their uses in daily life</li> <li>Visit to an open public space and write a few lines about it</li> <li>Closed Public Spaces</li> <li>Differentiate between open and closed public spaces</li> </ul> <p><b>FA-I (Formative Assessment)</b></p> <ul style="list-style-type: none"> <li>Places That I Visit With My Family</li> <li>Match the pictures to the names of the places</li> <li>Segregation the pictures of public and private spaces</li> <li>Story: To the Park With My Friends- List the names of the places that you like to visit with your family and friends</li> <li>Spaces in the Evolution From Olden Days to Present Times</li> <li>Basic Manners to be Followed in Public Spaces</li> </ul> <p><b>FA-II (Formative Assessment)</b></p> <ul style="list-style-type: none"> <li>Tips to Ensure Safety at Public Places</li> <li>Story: A Visit to the Water Park</li> <li>Think- Pair-Share strategy to answer the questions</li> </ul>	<p><b>IM 5</b> <b>Topics:</b></p> <ul style="list-style-type: none"> <li>State the following sentences are True or False based on the picture</li> <li>Draw inferences from the picture and answer the questions</li> <li>Reading Comprehension</li> <li>Reading Comprehension questions</li> </ul> <p><b>FA-II (Viewing &amp; Presenting/Listening &amp; Speaking/Reading)</b></p> <ul style="list-style-type: none"> <li>The Boy who cried fox-Questions &amp; Answers</li> <li>Write opposites</li> <li>Write plural forms</li> <li>Based on the given comprehension answer the following questions</li> <li>“Hello I am Mittu”- Reading Comprehension</li> <li>Writing Paragraph- about a place you visited recently</li> <li>-or your favourite food</li> <li>-or your favourite pet animal</li> </ul> <p><b>FA-III (Viewing &amp; Presenting/Listening &amp; Speaking/Reading)</b></p>	<p><b>IM 5</b> <b>Topics:</b></p> <ul style="list-style-type: none"> <li>Convert the foreign currency into Indian rupees (₹)</li> <li>Currency, Symbol &amp; Name of Country</li> <li>Measurement</li> <li>Measuring Lengths Examples</li> <li>Draw lines and measure lengths of objects with ruler</li> <li>Measure the length of the given lines and write their lengths</li> <li>Draw the lines with the given length</li> <li>Time</li> <li>Display of time</li> <li>-The Analog clock &amp;</li> <li>-The Digital clock Draw hour and minute hand to show the given time</li> <li>Match the analog clock with digital clock showing same time</li> <li>Fill the table as per your class timetable &amp; questions &amp; Answers</li> <li>Data Handling</li> <li>Representation of Data by Lines</li> <li>Write the data using a line graph</li> <li>Draw individual lines to represent the given data</li> <li>Patterns With Shapes Examples</li> <li>Draw and color the shape which completes the</li> </ul>	<ul style="list-style-type: none"> <li>Recap of the topics</li> <li>बारहखड़ी</li> <li>पकौड़ी</li> <li>चतुर मछली</li> <li>बंदर की बरात (कविता)</li> </ul>




# Grade - I

## YEARLY SYLLABUS PLANNER: 2023-24 APRIL SESSION

Month	Inquiry Module	English	Mathematics	Language (Hindi)
JANUARY (IM 5)	<ul style="list-style-type: none"> <li>Safety Rules While Traveling in Public Transport</li> <li>My Dream City</li> <li>Conclusion of the Inquiry</li> <li>- Poster on Safety Measures in Public Places</li> </ul> <p><i>IM-5 Ends-Roger Hart's Ladder Summative Assessment-IM 5</i></p>		<p>pattern <i>FA-II (Content Covered During 3 Weeks)</i></p>	
FEBRUARY (IM 6)	<p><b>IM 6- Our Responsibility</b> <u>Main Idea:</u> Energy is an essential resource that affects people and the environment <u>Lines of Learning:</u></p> <ul style="list-style-type: none"> <li>An inquiry into forms of energy</li> <li>Uses of energy</li> <li>Impact of energy on the environment</li> <li>Topics:</li> <li>Provocation to the Theme</li> <li>Pre-Assessment</li> <li>My Uncle's Farm Questions &amp; Answers</li> <li>Activity- Make a list of things that you do the whole day</li> <li>Energy</li> <li>Interdependence on living organisms and environmental factors</li> <li>The Main Source of Energy-Sun</li> <li>Activity-A race</li> </ul>	<p><b>IM 6</b> <u>Topics:</u></p> <ul style="list-style-type: none"> <li>The Foolish Rabbit- Watch and listen to the given video and answer the following questions</li> <li>Impact of Gadgets in Our Life</li> <li>Read the above information and answer the following questions</li> <li>A Day without Electricity Six home appliances that run with the electricity</li> <li>The statements true or false</li> <li>Analyze and write a paragraph on natural ways to live without using gadgets</li> <li>Express views on the given pictures</li> <li>Let's Recap- Punctuation</li> <li>-At the Zoo punctuate the sentences and rewrite them</li> </ul>	<p><b>IM 6</b> <u>Topics:</u></p> <ul style="list-style-type: none"> <li>Number Concept</li> <li>Roman Numerals</li> <li>-Rules for writing Roman Numerals</li> <li>-Here are some real-life applications of Roman Numerals</li> <li>Convert the numbers to Roman Numerals</li> <li>2-Digit Numbers Addition &amp; Subtraction Examples Add the given 2-digit numbers</li> <li>Subtraction of 2-digit numbers</li> <li>Answer as per the given sign "+ or -"</li> <li>Skip count by 5s</li> <li>Skip count by 10</li> <li>Word problems Examples</li> <li>Solve word problems</li> <li>Spatial Understanding</li> <li>Pre-Assessment</li> </ul>	<ul style="list-style-type: none"> <li>पिकनिक</li> <li>सोचो और बताओ (पहेलियाँ)</li> <li>Recap of the above topics taught</li> </ul>





# Grade - I

## YEARLY SYLLABUS PLANNER: 2023-24

### APRIL SESSION


Month	Inquiry Module	English	Mathematics	Language (Hindi)
FEBRUARY (IM 6)	<ul style="list-style-type: none"> <li>Air</li> <li>Activity-Make "A Wind Pin Wheel"</li> <li>Water</li> <li>Soil</li> <li>Uses of the soil resources for living beings</li> <li>Energy used in daily life</li> <li>Forms of energy</li> <li>-Heat Energy, Light Energy, Sound Energy</li> <li>Recognize the appliances in the picture and their forms of energy</li> <li>KWHL</li> <li>Sources of Energy</li> <li>Renewable Sources</li> <li>-Solar Energy</li> <li>-Wind Energy</li> <li>-Hydro Power Energy</li> <li>Think and write- Hydro Power Plant</li> <li>Biomass Energy</li> <li>Activity- Make an experiment on compost</li> <li>Geothermal Energy</li> <li>-Research on advantages and disadvantages of geothermal energy</li> <li>Sources of Energy</li> <li>-Non Renewable Energy -Fossil Fuels (Natural gas, Coal, Oil)</li> <li>Nuclear Fuels</li> <li>Types of energy</li> <li>-Kinetic Energy</li> <li>-Potential Energy</li> </ul>	<p><i>FA-I (Viewing &amp; Presenting/Listening &amp; Speaking/Reading)</i></p> <ul style="list-style-type: none"> <li>Punctuate the complete paragraph and rewrite it in the given space</li> <li>Let's read Zizzy Zebra's Letter</li> <li>- Rewrite the letter using capital letters and punctuation in the correct places</li> <li>Let's check what's more</li> <li>Colon</li> <li>Exclamation</li> <li>Comma Examples</li> <li>Punctuate the sentences including full stops, exclamations and question marks wherever necessary</li> <li>Rewrite the sentences using commas to separate the words of series</li> <li>Rewrite the sentences using an exclamation mark where you think is necessary</li> </ul> <p><i>FA-II (Viewing &amp; Presenting/Listening &amp; Speaking/Reading)</i></p> <p><u>Literature Book</u> <u>Creative Writing</u></p>	<ul style="list-style-type: none"> <li>Identify the position</li> <li>Shapes</li> <li>Lines</li> <li>Identify 2D and 3D shapes</li> <li>Pick the correct names from the list provided and write below each item</li> <li>Draw 3 shapes for each category</li> <li>Choose the correct answer</li> </ul> <p><i>FA-I (Content Covered During 3 Weeks)</i></p> <ul style="list-style-type: none"> <li>Draw 2 real-life examples of 2D and 3D shapes</li> </ul> <p>Money (Currency)</p> <ul style="list-style-type: none"> <li>Currency</li> <li>Conversions</li> <li>Examples</li> <li>Solve word problems on currency conversions</li> <li>Measurements</li> <li>Measuring Length- Draw a rectangle</li> <li>Draw rectangles using a ruler</li> <li>Time</li> <li>-Clock</li> <li>-Days of the week</li> <li>Months of a year</li> <li>Examples</li> </ul>	



# Grade - I

## YEARLY SYLLABUS PLANNER: 2023-24 APRIL SESSION

Month	Inquiry Module	English	Mathematics	Language (Hindi)
FEBRUARY (IM 6)	<p>Transforming one energy to the other energy</p> <ul style="list-style-type: none"> <li>• Activity-Make a paper Aeroplane</li> <li>• Chemical Energy- Example</li> <li>• Mechanical Energy</li> <li>• Thermal Energy- Activity</li> </ul> <p>“Investigate the power of the Sun”</p> <ul style="list-style-type: none"> <li>• Electrical Energy</li> </ul> <p><b>FA-I (Formative Assessment)</b></p> <ul style="list-style-type: none"> <li>• Renewable and non-renewable Resources</li> <li>• - Sort and write the names of renewable and non-renewable</li> <li>• Potential Energy and Kinetic Energy</li> <li>• Collect and paste the pictures of potential and kinetic energy</li> <li>• Identify and match the energy sources to the way we use it in our daily life</li> </ul>			
MARCH (IM 6)	<ul style="list-style-type: none"> <li>• Energy Transfer</li> <li>• -Energy Moves and changes form</li> <li>• Three more ways energy can be transferred are through light, sound, and heat</li> <li>• Energy Transformation</li> <li>• Different kinds of food that gives us energy</li> </ul>	<ul style="list-style-type: none"> <li>• Prepositions of place examples</li> <li>• Choose the correct preposition based on the given pictures</li> <li>• Look at the given picture carefully. Based on the picture and the word box, complete the given sentences</li> </ul>	<ul style="list-style-type: none"> <li>• The sums on time concept</li> <li>• Draw the hour and minute hands to show the time</li> <li>• Read the time in the clock and write in the given box</li> </ul> <p>Data Handling Data Recording and Display</p> <ul style="list-style-type: none"> <li>• Pictograph</li> <li>• Bar graph</li> </ul>	<ul style="list-style-type: none"> <li>• Recap of the topics</li> <li>• सोचो और बताओ (पहेलियाँ)</li> <li>• अर्धवार्षिक अभ्यास प्रश्न-पत्र-2</li> </ul>




## Grade - I

# YEARLY SYLLABUS PLANNER: 2023-24

## APRIL SESSION

Month	Inquiry Module	English	Mathematics	Language (Hindi)
MARCH (IM 6)	<p>-The food we eat gives our bodies energy</p> <ul style="list-style-type: none"> <li>How do our appliances work at home?</li> <li>Energy Transformations</li> </ul> <p><b>FA-II (Formative Assessment)</b></p> <ul style="list-style-type: none"> <li>Impact on living beings due to unavailability of energy</li> <li>-Predict and write few lines on cause of the given situation</li> <li>Impact on living beings due to unavailability of energy</li> <li>My responsibility towards conserving the energy for future</li> <li>Identify energy forms and write three ways to conserve energy under each form</li> <li>List of things to conserve energy at their home and school</li> <li>Create a model on solar and wind energy</li> <li>Saving Energy Poster</li> </ul> <p><b>IM 6 Ends-Roger Harts Ladder Summative Assessment-IM 6</b></p>	<ul style="list-style-type: none"> <li>Preposition of Time Examples</li> <li>Fill in the missing preposition using 'in', 'on' or 'at'</li> <li>Complete the sentences given below with the right prepositions of time</li> </ul> <p><b>FA-III (Viewing &amp; Presenting/Listening Speaking/Reading)</b></p>	<p>Different ways of displaying data</p> <ul style="list-style-type: none"> <li>Look at the pictograph and answer the questions</li> <li>Read the bar graph and answer the questions</li> <li>Draw a line graph using the given data</li> <li>Patterns</li> </ul> <p>-Letter Pattern -Number Pattern -Shape Pattern</p> <ul style="list-style-type: none"> <li>Complete the patterns as instructed</li> <li>Color the empty shapes according to the pattern</li> <li>Identify the pattern rule and write the next 3 letters or numbers</li> </ul> <p><b>FA-II (Content Covered During 3 Weeks)</b></p>	
MARCH (End of Academic Session)	<ul style="list-style-type: none"> <li>(Summative Assessment-IM 6, 18th March Day 1 &amp; 19h March Day 2)</li> <li>23rd Student-led Conference &amp; Grade 5 Exhibition</li> <li>26th to 28th Session Break for students &amp; New Academic Session Planning</li> <li>30th Open House 2 and Graduation Day</li> </ul>			




## Grade - I

# YEARLY SYLLABUS PLANNER: 2023-24

## APRIL SESSION

MONTH	FRENCH	ICT	Art & Craft	Musical Instruments- I (Key Board)	Music Vocal
APRIL	<ul style="list-style-type: none"> <li>Introduction to French language French alphabet Rhymes listening and singing.</li> <li>French alphabet with pronunciation Writing practice of the French alphabet (pronunciation if the French language)</li> <li>Salutations reading and writing. French rhymes on Salutations</li> <li>Revising les salutations – reading and writing practice in the notebook</li> </ul>	<ul style="list-style-type: none"> <li>Computer-A Machine</li> </ul>	<ul style="list-style-type: none"> <li>My Friend</li> <li>Origami</li> </ul>	<ul style="list-style-type: none"> <li>Anatomy of Keyboard</li> <li>Introduction</li> </ul>	<ul style="list-style-type: none"> <li>Song; The more we get together.</li> </ul>
JUNE	<ul style="list-style-type: none"> <li>Holiday IP Presentation.</li> <li>La famille – (Family)</li> <li>Les nombres (numbers) 1- 10</li> <li>Rhyme &lt;&lt; un, deux,&gt;&gt; Les Professions</li> </ul>	<ul style="list-style-type: none"> <li>Dos and Don'ts of a Computer</li> </ul>	<ul style="list-style-type: none"> <li>Community Helps' Cap.</li> <li>Sensational Symmetry</li> <li>Thumbprint (Thank You Card)</li> </ul>	<ul style="list-style-type: none"> <li>Positions, Basic Finger Exercises, Assessment,</li> <li>Understanding the jobs of functional keys</li> <li>C scale RH / LH</li> </ul>	<ul style="list-style-type: none"> <li>The more we get together</li> <li>I can be anything I want to</li> </ul>




# Grade - I

## YEARLY SYLLABUS PLANNER: 2023-24

### APRIL SESSION

MONTH	FRENCH	ICT	Art & Craft	Musical Instruments- I (Key Board)	Music Vocal
JULY	<ul style="list-style-type: none"> <li>• Writing practice of professions names, topic-based exercises</li> <li>• Revising french number names 1 to 10, oral and writing till 10. The oral practice of French number names 11 to 20</li> <li>• Writing practice of French number names (Les chiffres) 11 to 20. practice work. Number Game</li> <li>• Revising the vocabulary of la famille, les professions and Les chiffres</li> </ul>	<ul style="list-style-type: none"> <li>• Parts of a Computer</li> </ul>	<ul style="list-style-type: none"> <li>• Thumb Print- Thank you card</li> <li>• Community helper's tool</li> </ul>	<ul style="list-style-type: none"> <li>• C scale RH / LH</li> </ul>	<ul style="list-style-type: none"> <li>• Introduction of "seven swaras" and its history</li> </ul>
AUGUST	<ul style="list-style-type: none"> <li>• Les jours de la semaine, orals, Rhymes, writing practice.</li> <li>• Practice work, revising les jours de la semaine</li> <li>• Revising salutations et les nombres, topic Rhymes</li> <li>• Revising vocabulary of la famille et les professions</li> </ul>	<ul style="list-style-type: none"> <li>• The Keyboard</li> </ul>	<ul style="list-style-type: none"> <li>• Independence Day Take Away</li> <li>• Nature Board Games</li> <li>• Coloring Picture</li> </ul>	<ul style="list-style-type: none"> <li>• Song: If you are happy and you know it</li> </ul>	<ul style="list-style-type: none"> <li>• You can be anything.</li> </ul>




# Grade - I

## YEARLY SYLLABUS PLANNER: 2023-24

### APRIL SESSION

MONTH	FRENCH	ICT	Art & Craft	Musical Instruments- I (Key Board)	Music Vocal
SEPTEMBER	<ul style="list-style-type: none"> <li>Revising French number names 0 to 20, reading and writing practice</li> <li>Topic Les mois de l'année Introduction of months of the year in French, Orals, writing practice in the notebook.</li> <li>Recap of les jours de la semaine, les mois de l'année and saisons. Practice work based on the topics.</li> <li>Introduction of ordinal numbers 1 to 10 reading and writing practice.</li> </ul>	<ul style="list-style-type: none"> <li>Practice Paper I</li> </ul>	<ul style="list-style-type: none"> <li>Grandparents' Day Take Away</li> </ul>	<ul style="list-style-type: none"> <li>Revision of the C Major Scale.</li> <li>The practice of G Major Scale - Right Hand</li> <li>The practice of G Major Scale - Left Hand</li> <li>The practice of the G Major Scale - Revision</li> </ul>	<ul style="list-style-type: none"> <li>I love the pit pit .....</li> <li>Farmer plants.</li> </ul>
OCTOBER	<ul style="list-style-type: none"> <li>Revising the vocabulary of les mois de l'année, Les saisons - Introduction of seasons and vocabulary</li> <li>Les fruits et les legumes, Introduction</li> </ul>	<ul style="list-style-type: none"> <li>Computer Mouse</li> </ul>	<ul style="list-style-type: none"> <li>Tree Collage</li> <li>Flower Garden</li> </ul>	<ul style="list-style-type: none"> <li>Playing with both hands simultaneously</li> </ul>	<ul style="list-style-type: none"> <li>Plants farmer plants.</li> </ul>




# Grade - I

## YEARLY SYLLABUS PLANNER: 2023-24

### APRIL SESSION

MONTH	FRENCH	ICT	Art & Craft	Musical Instruments- I (Key Board)	Music Vocal
	<p>of the Vocabulary of Fruits and vegetables in French.</p> <ul style="list-style-type: none"> <li>• Les Fruits et les legumes writing practice in the notebook</li> </ul>				
<b>NOVEMBER</b>	<ul style="list-style-type: none"> <li>• Revising Les fruits et les legumes and Seasons. Topic-based exercises.</li> <li>• Les fruits et les legumes and Seasons writing practice in the notebook</li> <li>• Les Animaux - Introduction of animal names in French, Orals. Writing practice in the notebook</li> <li>• Writing the vocabulary of Les Animaux in the notebook</li> </ul>	<ul style="list-style-type: none"> <li>• Computer Mouse</li> </ul>	<ul style="list-style-type: none"> <li>• Colouring</li> <li>• Flower garden</li> </ul>	<ul style="list-style-type: none"> <li>• Playing with both hands simultaneously</li> <li>• Revision of the previously taught scales.</li> </ul>	<ul style="list-style-type: none"> <li>• Plants Farmer Plants</li> </ul>




## Grade - I

# YEARLY SYLLABUS PLANNER: 2023-24

## APRIL SESSION

MONTH	FRENCH	ICT	Art & Craft	Musical Instruments- I (Key Board)	Music Vocal
DECEMBER	<ul style="list-style-type: none"> <li>Practice work and colouring activity</li> <li>Les festivals - Introduction of Festivals of France, orals, writing practice activity</li> <li>Writing practice of festivals and greetings in the notebook</li> </ul>	<ul style="list-style-type: none"> <li>Fun with MS Paint</li> </ul>	<ul style="list-style-type: none"> <li>Annual Day Practice</li> </ul>	<ul style="list-style-type: none"> <li>Annual Day Practice</li> </ul>	<ul style="list-style-type: none"> <li>Annual Day Practice</li> </ul>
JANUARY	<ul style="list-style-type: none"> <li>Les Couleurs – (colours)</li> </ul>	<ul style="list-style-type: none"> <li>Fun with MS Paint</li> </ul>	<ul style="list-style-type: none"> <li>Pongal Take Away</li> <li>Republic day take away</li> </ul>	<ul style="list-style-type: none"> <li>Vehicle mode</li> <li>Different forms of instruments, styles used in different festivals</li> </ul>	Five Little Ducklings
FEBRUARY	<ul style="list-style-type: none"> <li>Le Transport</li> <li>Traffic signals vocabulary</li> <li>Five Little Ducklings</li> </ul>	<ul style="list-style-type: none"> <li>Tux Paint</li> </ul>	<ul style="list-style-type: none"> <li>Vehicle Model coloring</li> <li>Learn to draw</li> <li>colouring</li> <li>Learning of the octaves</li> </ul>	<ul style="list-style-type: none"> <li>Learning to transport songs in octaves</li> </ul>	Five Little Ducklings
MARCH	<ul style="list-style-type: none"> <li>Recap</li> </ul>	<ul style="list-style-type: none"> <li>Keep Your Computer Clean</li> <li>Practice Paper II</li> </ul>	<ul style="list-style-type: none"> <li>Recap</li> </ul>	<ul style="list-style-type: none"> <li>Assessment</li> </ul>	Recap all songs






## Grade - I

# YEARLY SYLLABUS PLANNER: 2023-24

## APRIL SESSION

Month	Western Dance	Milestone Integration	Wonder Room
APRIL	<ul style="list-style-type: none"> <li>Safe dance &amp; Partner dances to understand friendship</li> </ul>	<ul style="list-style-type: none"> <li>Self-Management Skills &amp; Communication Skill</li> </ul>	<ul style="list-style-type: none"> <li>Activity: Alphabets play, play dough activity</li> <li>Activity: Puppet Talk about myself and my family</li> <li>Activity-based on Number concept</li> <li>Activity-based on comparison of numbers</li> </ul>
JUNE	<ul style="list-style-type: none"> <li>Safe dance &amp; Partner dances to understand friendship</li> <li>Freestyle dance exploring Beat.</li> </ul>	<ul style="list-style-type: none"> <li>Thinking Skills &amp; Social Skills</li> </ul>	<ul style="list-style-type: none"> <li>Activity on Blends</li> <li>Activity on Relationships</li> <li>Activity on Community Helpers</li> <li>Activity on Single digit addition</li> <li>Activity on Noun – The Longest List</li> </ul>
JULY	<ul style="list-style-type: none"> <li>Freestyle dance exploring Beat.</li> </ul>	<ul style="list-style-type: none"> <li>Self-Management Skills,</li> <li>Communication Skills &amp;</li> <li>Thinking Skills</li> </ul>	<ul style="list-style-type: none"> <li>Activity on thematic play on people who help me at school, at home.</li> <li>Activity on single-digit subtraction</li> <li>A puppet show on role and responsibility of jobs</li> <li>Activity on roles and responsibilities of jobs</li> </ul>
AUGUST	<ul style="list-style-type: none"> <li>Freestyle dance exploring Beat.</li> <li>Freestyle dance exploring flow and direction</li> </ul>	<ul style="list-style-type: none"> <li>Research Skills</li> <li>Social Skills</li> <li>Self –Management Skills</li> <li>Social Skills</li> </ul>	<ul style="list-style-type: none"> <li>Activity on Pronoun</li> <li>Activity on numbers - Standard unit of measurement</li> <li>Activity on nonstandard units of measurement.</li> <li>Activity on water</li> </ul>
SEPTEMBER	<ul style="list-style-type: none"> <li>Freestyle dance exploring flow and direction</li> <li>Freestyle dance exploring levels</li> </ul>	<ul style="list-style-type: none"> <li>Thinking Skills,</li> <li>Research Skills &amp;</li> <li>Financial Literacy Skills</li> </ul>	<ul style="list-style-type: none"> <li>Activity on water</li> <li>Activity on place value.</li> <li>Activity on plants</li> <li>Activity on adjectives.</li> </ul>



## Grade - I

# YEARLY SYLLABUS PLANNER: 2023-24

## APRIL SESSION

Month	Western Dance	Milestone Integration	Wonder Room
OCTOBER	<ul style="list-style-type: none"> <li>Freestyle dance exploring levels</li> </ul>	<ul style="list-style-type: none"> <li>Self-Management Skills</li> </ul>	<ul style="list-style-type: none"> <li>Activity: Identification of food and nonfood products we get from plants</li> <li>Activity: Place Values</li> <li>Activity on 2D shapes</li> </ul>
NOVEMBER	<ul style="list-style-type: none"> <li>Freestyle dance exploring levels</li> </ul>	<ul style="list-style-type: none"> <li>Self-Management Skills,</li> <li>Research Skills &amp;</li> <li>Thinking Skills</li> </ul>	<ul style="list-style-type: none"> <li>Role-play on interdependence on each other</li> <li>Creating slogans on saving plants.</li> <li>Ø Free play</li> <li>Activity on Picture Reading/Composition</li> </ul>
DECEMBER	<ul style="list-style-type: none"> <li>Annual Day Practice</li> </ul>	<ul style="list-style-type: none"> <li>Social Skill,</li> <li>Communication Skills &amp;</li> <li>Financial Literacy Skills</li> </ul>	<ul style="list-style-type: none"> <li>Activity on patterns</li> </ul>
JANUARY	<ul style="list-style-type: none"> <li><b>Western Dance</b></li> <li>Festivals celebrations culture &amp; Transportation</li> <li>Western cultural dances Freestyle dance.</li> <li>(I am a Vehicle) Pathways, levels, and Direction in moves.</li> </ul>	<ul style="list-style-type: none"> <li>Self-Management Skills &amp;</li> <li>Thinking Skills</li> </ul>	<ul style="list-style-type: none"> <li>Activity: our responsibility while celebrating festivals.</li> <li>Role-play on various modes of transport</li> <li>Activity on creating stories.</li> <li>Activity on skip count</li> </ul>
FEBRUARY	<ul style="list-style-type: none"> <li><b>Western Dance</b></li> <li>Freestyle dance.</li> </ul>	<ul style="list-style-type: none"> <li>Communication Skills &amp;</li> <li>Social Skills</li> </ul>	<ul style="list-style-type: none"> <li>Activity on prepositions</li> <li>Role-play on money concept.</li> <li>Activity on Time</li> <li>Activity on Signs and symbols.</li> </ul>
MARCH	<ul style="list-style-type: none"> <li><b>Western Dance</b></li> <li><b>RECAP</b></li> </ul>	-----	<ul style="list-style-type: none"> <li>Recap</li> </ul>



040 - 23792123 - 26  
info@edify.in  
www.edifyeducation.com  
www.facebook.com/MDNEDIFY  
www.twitter.com/mdnedify  
www.linkedin.com/company/mdn-edify-education

Corp. Off: MDN EDIFY Education, 220, Kabra Complex, 61MG Road, Secunderabad. A.P. India.  
Ph: +91 - 40 - 27711504. Fax: + 91 - 40-66200053.E-mail:info@edify.in.

Concept and Design : EDIFY Arts Club



www.edifyschools.com



www.edifyschools.com



www.edifyschools.com



www.mdnfutureschool.com



www.drskids.com



www.edifykids.com

 **42+**  
Cities

 **90**  
K12/Pre-Schools

 **12000**  
Educators

 **36000+**  
Students

 **1801**  
Students  
& School Awards